








<div>  <div> <b>HILLVIEW SENIOR MEN'S GOLF LEAGUE</b>  <div> NEXT LUNCHEON JUNE 18 39th SEASON </div> </div>  </div>													
MEMBERS		ROUND 3 TEE-TIME LIST SCHEDULED NINE	ROUND 2 RESULTS ---- 5/14/25				HISTORY						
					Points over Old Quota		Points Scored		Won in 2025 **	Old Quota	Minimum Point Score***	Average Point Score****	Last 3 Scores Adjstd Pts Recent-->
			New Quota*	Assigned Flight			Front	Back					
ADEY	DAVE		6	B					\$0	6	5	5.0	5 4 7
AMERAULT	BOB	Back					4		\$0				8 4
ANGELO	JOHN	Front	7	B	+1			7	\$0	6	5	6.0	6 6 7
ANNAIAN	ROBERT	Back	2	D	EVEN		2		\$0	2	1	1.3	2 2 2
ARMSTRONG	TOM	Back	8	B	-4		4		\$40	8	7	5.9	7 10 7
ASSINI	RON	Back	6	C	-3		3		\$0	6	5	4.7	5 7 5
BARBOSA	RICHARD	Front	3	D	+1			4	\$0	3	2	1.7	2 2 4
BARLETTA	JOE	Back	3	D	-2		2		\$0	4	3	2.2	3 3 3
BARRASSO	ED								\$0				
BARRY	DAVID	Front	7	B	+1			8	\$0	7	6	5.1	6 6 8
BARRY	GREG	Back					3		\$0				7 3
BASTIANI	TONY	Back	3	D	-1		2		\$0	3	2	2.6	4 2 2
BATTLES	RICHARD	Back	6	B	+2	B Front \$40	8		\$40	6	5	4.9	8 6 8
BEAUCAIRE	JIM	Back					1		\$0				4 1
BEAUPRE	RONALD	Front	6	C	+2			8	\$0	6	5	4.3	5 5 8
BEIGHLEY	JAMES	Front	3	D	+2			4	\$0	2	1	2.7	2 2 4
BENTLEY	ROBERT	Back	10	A	-1		9		\$0	10	9	9.8	11 9 9
BERRY	BILL	Front	4	D	+4	D Back \$20		6	\$20	2	1	1.9	2 3 6
BERTETTI	DAVE	Back	3	D	-2		1		\$10	3	2	1.3	2 5 2
BESSONE	CARLO	Back	6	C	-2		4		\$0	6	5	4.8	8 6 5
BISHOP	DAVID	Front						8	\$0				6 8
BLACKWOOD	BRIAN	Front	4	D	+2			5	\$0	3	2	2.6	3 2 5
BLEIR	KEVIN	Back					2		\$0				2
BONGIOVANNI	ANTHONY	Back	5	D	-4		1		\$0	5	4	1.7	9 4 4
BONO	JACK	Back					3		\$0				3
BOOTH	WALTER	Front	4	C	+1			5	\$10	4	3	3.7	3 5 5
BOTELHO	ARTHUR	Front	6	C	+5	C Back \$20		8	\$20	3	2	3.4	3 3 8
BOYCE	BOB	Front	7	B	-1			6	\$0	7	6	5.6	8 7 6
BROWN	LARRY	Back	4	D	-1		3		\$10	4	3	2.9	2 6 3
BROWN	RICHARD	Front	6	C	+3			8	\$0	5	4	4.5	4 4 8
BUCKLEY	JIM	Front	6	C	+1			7	\$0	6	5	4.5	7 5 7
BURKE	ED	Back	10	A	EVEN		10		\$10	10	9	8.7	7 11 10
BURKE	HANK	Back	9	A	-4		5		\$0	9	8	9.4	9 9 8
BURKE	JOE	Back	7	C	-2		5		\$40	7	6	3.5	4 11 6
BUTCHER	SIMON		8	B					\$0	8	7	6.3	9 8 7
CALVERT	IAN		9	A					\$0	9	8	8.4	8 10 8
CANNON	JERRY	Front	3	D	-1			3	\$0	4	3	2.7	3 3 3
CAPOZZI	DAN	Front	9	A	+3			11	\$0	8	7	7.5	7 7 11
CARDOZA	PAT	Front	4	D	+3			6	\$0	3	2	2.3	2 2 6
CARUCCI	CHARLES	Back	3	C	-2		1		\$0	3	2	3.2	2 2 2
CATANZANO	PAUL	Front	7	B	+2			9	\$0	7	6	5.7	8 7 9
CAVALLARO	SEB	Front	6	C	+4			9	\$0	5	4	3.8	4 4 9
CHAISSON	ALEX	Back					3		\$0				2 3
CIACCIA	TOM	Back	5	C	-3		2		\$0	5	4	3.5	4 6 4
CIULLA	GUS	Back	7	C	EVEN	C Front \$10	7		\$20	7	6	4.0	6 9 7
COCCHIARO	TONY	Back	5	C	+1	C Front \$40	6		\$40	5	4	4.4	5 6 6
COLEMAN	FRANCIS	Front	5	C	EVEN			6	\$0	6	5	4.5	5 5 6

HILLVIEW SENIOR MEN'S GOLF LEAGUE																
NEXT LUNCHEON JUNE 18																
39th SEASON																
MEMBERS		ROUND 3 TEE-TIME LIST SCHEDULED NINE	ROUND 2 RESULTS ---- 5/14/25					HISTORY								
					Points over Old Quota		Points Scored		Won in 2025 **	Old Quota	Minimum Point Score***	Average Point Score****	Last 3 Scores Adjstd Pts Recent->			
			New Quota*	Assigned Flight			Front	Back								
COLLINS	BILL	Back	7	C	-1	D Front \$10	6		\$0	7	6	4.7	10	6	6	
CONSTANTINE	PETER	Back	4	C	-3		2		\$0	5	4	4.1	4	4	4	
COSTELLO	PETER	Front	9	A	-1			9	\$0	10	9	9.8	9	9	9	
CRANNEL	JON	Front	9	A	+1				10	\$0	9	8	7.8	9	9	10
CRAWFORD	JOHN	Back						6		\$0						6
CREIGHTON	BOB	Front	10	A	-1				9	\$10	10	9	9.8	9	11	9
CUOZZO	BOB	Front	4	C						\$10	4	3	3.7	3	3	4
CURRAN	DAVE	Back	4	D	-2			2		\$0	4	3	2.8	6	6	3
D'ENTREMONT	ROGER	Back	3	D						\$0	3	2	2.1	2	2	4
DASCOLI	ERNIE	Back	9	A	-5			4		\$0	9	8	7.9	10	8	8
DEHART	DON		6	B						\$0	6	5	5.2	6	5	6
DENARO	PAUL		2	D						\$0	2	1	2.1	2	1	1
DEVOE	ARMAND	Back	2	D	+1			3		\$10	2	1	1.9	2	3	3
DILIEGRO	TOM	Front	3	D	+1				4	\$0	3	2	2.8	2	2	4
DINSMORE	FRANK	Front	14	A	-2				12	\$0	14	13	13.2	14	14	13
DORSEY	PAUL	Back	6	C	-2			4		\$0	6	5	4.6	4	7	5
DOUCETTE	ROBERT	Front							8	\$0						8
EMMA	SAL		2	D						\$0	2	1	1.5	2	2	1
ETHIER	JAMIE	Back						3		\$0					10	3
FAY	STEVE	Back	2	D	EVEN			2		\$0	2	1	1.8	2	2	2
FERRARO	FRANK	Front	6	B	+2			7	\$0	5	4	5.4	5	4	7	
FEYRE	TOM	Back					7		\$0					6	7	
FILOSI	JOHN	Back	11	A	-3		8		\$10	11	10	9.8	11	13	10	
FISHER	WAYNE	Front	7	B	EVEN			8	\$0	8	7	6.4	7	7	8	
FITZGERALD	DAVE	Front	8	B	+2			9	\$0	7	6	6.4	7	6	9	
FITZGERALD	RAY	Front	4	D	+3			6	\$0	3	2	2.3	2	2	6	
FLYNN	JIM	Back	7	B	-2		5		\$10	7	6	5.6	7	8	6	
FORD	JOHN	Front						4	\$0					0	4	
FRANZOSA	PAT	Front	5	C	+3			7	\$0	4	3	3.2	3	3	7	
FULLERTON	PAUL	Front	10	A					\$0	10	9	9.2	11	9	9	
GILARDI	LOU		6	C					\$0	6	5	4.7	7	5	5	
GIRARD	BUD	Front	9	A	-2			7	\$10	9	8	8.1	8	10	8	
GOULD	DAVE	Front	7	A	-1			7	\$0	8	7	6.6	7	7	7	
GRANEY	JOHN	Back	3	D	+1	D Front \$10	4		\$10	3	2	2.1	3	3	4	
GRANNAN	BILL	Front	8	C	+5	C Back \$20		11	\$20	6	5	4.3	4	8	11	
GREEN	TIM	Front	8	B	+3	B Back \$10		10	\$10	7	6	5.4	8	6	10	
GUNDRUM	ED	Front	7	B	-2			6	\$0	8	7	6.1	7	7	7	
HAGER	GARY	Back	2	D	-2		0		\$0	2	1	1.2	2	3	1	
HAHN	TERRY	Back	5	C	-2		3		\$0	5	4	3.4	6	6	4	
HARVEY	DON	Back	7	B	-3		4		\$0	7	6	6.6	7	6	6	
HENDERSON	RON	Front	5	C	EVEN			5	\$0	5	4	4.7	4	4	5	
HOBBY	HARRIE	Front	7	B	+4	B Back \$40		9	\$40	5	4	5.0	5	4	9	
HOOD	CHET	Front	2	D	+3			4	\$0	1	0	0.9	1	1	4	
HOYT	GREGORY	Front	14	A	+4	A Back \$10		17	\$10	13	12	11.7	14	12	17	
HUNT	DAVID	Back	6	C	-3		3		\$0	6	5	4.4	7	8	5	
HUNT	STEVEN	Back					12		\$0					8	12	
JENSEN	RICHARD	Front	8	A	+1			9	\$0	8	7	7.0	8	8	9	
JEZOWSKI	JIM	Back	6	C	-2		4		\$0	6	5	4.0	4	7	5	

<div>  <div> <h2>HILLVIEW SENIOR MEN'S GOLF LEAGUE</h2> <div> NEXT LUNCHEON JUNE 18 39th SEASON  </div> </div> </div>													
MEMBERS		ROUND 3 TEE-TIME LIST SCHEDULED NINE	ROUND 2 RESULTS ---- 5/14/25				HISTORY						
					Points over Old Quota		Points Scored		Won in 2025 **	Old Quota	Minimum Point Score***	Average Point Score****	Last 3 Scores Adjstd Pts Recent->
			New Quota*	Assigned Flight			Front	Back					
						WINNERS							
JOSEPHSON	BILL	Front	5	C					\$40	5	4	3.1	4 4 6
KAES	OTTO	Back	8	A	-5		4		\$0	9	8	6.6	10 8 8
KASPZAK	KENNETH	Front	4	D	+2			5	\$10	3	2	2.1	2 4 5
KLOCKOW	DENNIS	Back	2	D					\$0	2	1	1.2	1 1 3
KWIATKOWSKI	CHESTER A	Back	8	A	EVEN		8		\$0	8	7	7.2	9 9 8
LAMONTAGNE	HENRY	Front	6	B					\$0	6	5	5.4	7 5 5
LANKOWSKI	JAN	Back	2	D	+1	D Front \$10	3		\$10	2	1	1.3	1 2 3
LAQUIDARA	PETER	Front	8	A	+1			9	\$0	8	7	7.1	7 7 9
LARSON	GEORGE	Back	10	A	-4		6		\$0	10	9	8.9	11 10 9
LASCOLA	MATT	Back	11	A	+5	A Front \$40	13		\$40	8	7	8.3	8 8 13
LINEHAN	JEFF	Front	6	B	+1			7	\$0	6	5	5.5	6 6 7
LOCKE	CHARLES	Back	6	B	+1	B Front \$10	7		\$10	6	5	5.0	5 5 7
LOGSDON	PHIL	Back	5	D	+3	D Front \$40	7		\$80	4	3	2.5	2 6 7
LONGO	ERNIE	Front	6	B	-2			5	\$0	7	6	5.3	6 6 6
MACARTHUR	KEN		4	C					\$0	4	3	3.4	4 4 3
MACDONALD	JOHN	Front	11	A	+1			12	\$0	11	10	9.3	10 11 12
MACDONALD	LEONARD	Front	5	C	+3			7	\$0	4	3	3.6	4 5 7
MACISAAC	DAN	Front	4	D	+3			5	\$0	2	1	2.3	1 1 5
MAGUIRE	CHARLES	Front	6	B	-4			3	\$0	7	6	5.6	6 6 6
MAILLET	GARY	Front						5	\$0				3 5
MARCHESE	JAMES		2	D					\$0	2	1	1.4	2 1 1
MARRIER	PAUL	Front	10	A	+1			11	\$0	10	9	9.6	10 10 11
MAZUR	DAVE		4	C					\$0	4	3	3.7	5 5 5
MCCORMICK	JOHN		6	B					\$0	6	5	5.8	5 5 6
MCKALLAGAT	SHAWN	Back	7	B	-3		4		\$10	7	6	6.1	6 8 6
MCQUILKIN	JACK	Front	6	C	+4			8	\$0	4	3	3.3	3 4 8
MERCURI	RAYMOND	Front	7	B	EVEN			8	\$0	8	7	5.0	6 7 8
MERKEL	DAVID	Front	8	A	+2			9	\$0	7	6	6.8	8 6 9
MILLOTTE	ROBERT	Back	4	D	EVEN		4		\$0	4	3	3.1	3 4 4
MULCAHY	BILL	Front	8	A	EVEN			8	\$0	8	7	7.2	8 7 8
MURPHY	JAMES	Front	9	A	EVEN			9	\$0	9	8	8.0	8 8 9
MURPHY	WILLIAM		2	D					\$0	2	1	1.1	3 1 1
NESTOR	PETER	Back	5	B	-4		2		\$0	6	5	5.1	5 5 5
NICHOLS	KEVIN	Front	11	A	EVEN			12	\$0	12	11	10.4	11 11 12
NICIEWSKY	ROSS	Front	8	B	-4			4	\$0	8	7	5.9	11 7 7
NOBLE	FRANK	Back	3	D	EVEN		3		\$0	3	2	2.3	3 4 3
NORTON	ANDY	Back	4	D	-2			2	\$0	4	3	2.5	3 5 3
NYE	RAYMOND		6	C					\$0	6	5	4.9	5 5 8
O'CONNELL	ROC	Front	7	A	-1			8	\$0	9	8	6.9	8 8 8
O'KEEFE	RON	Front	7	B	+3	B Back \$10		9	\$10	6	5	5.1	7 7 9
OLIVER	SCOTT	Back					13		\$0				11 13
PANTALEO	JACK	Front						5	\$0				3 5
PAONE	FRANK	Front						5	\$0				1 5
PENNY	AL	Front	7	B	-4			3	\$0	7	6	6.0	7 7 6
PETERS	REGGIE	Back	5	C	-2		3		\$0	5	4	3.1	3 6 4
PITHIS	STEVEN	Back	7	A					\$0	7	6	6.8	8 7 7
POORE	LARRY	Front	7	B	+1			8	\$0	7	6	6.4	8 8 8
POPP	HAROLD	Front	8	A	+1			9	\$0	8	7	7.6	7 8 9
PORTER	GLENN	Back	6	B	-1		5		\$0	6	5	5.8	5 6 5

## HILLVIEW SENIOR MEN'S GOLF LEAGUE

NEXT LUNCHEON JUNE 18

39th SEASON

MEMBERS		ROUND 3 TEE-TIME LIST SCHEDULED NINE	ROUND 2 RESULTS ---- 5/14/25				HISTORY						
					Points over Old Quota		Points Scored		Won in 2025 **	Old Quota	Minimum Point Score***	Average Point Score****	Last 3 Scores Adjstd Pts Recent->
			New Quota*	Assigned Flight			Front	Back					
						<b>WINNERS</b>							
QUIMBY	FRANK	Front	9	A	+5	A Back \$40		12	\$40	7	6	6.8	8 6 12
QUINN	PHIL	Back	6	C	-2		4		\$0	6	5	4.8	5 8 5
REED	DOUG								\$0				
REGO	RICHARD	Front	8	B	-1			7	\$0	8	7	5.2	10 7 7
REDA	FRANK	Back					1		\$0				4 1
RIESENBERG	DON	Back					3		\$0				8 3
RODENHISER	AL	Front	6	C	+2			7	\$0	5	4	4.6	5 4 7
ROSS	GEORGE	Front	9	B	+2			11	\$40	9	8	6.4	9 11 11
SANTOSUOSSO	FREDDY	Back	6	B	-2		4		\$0	6	5	5.1	7 7 5
SAVAGEAU	RONALD		0	D					\$0	0	0	0.6	0 0 0
SCANLON	LEO	Front				A Front \$10		6	\$0				5 6
SEREVITCH	JAMES	Back	11	A	-4		7		\$40	11	10	7.1	7 14 10
SHAW	JOHN		2	D					\$0	2	1	1.9	2 3 2
SIMMONS	GARY	Back	6	B	-2		5		\$0	7	6	5.3	6 6 6
SMITH	ED	Front	13	A	-1			12	\$40	13	12	9.8	16 15 12
SMITH	PAUL	Back	5	C	-3		2		\$0	5	4	4.1	6 4 4
SNOW	GEORGE	Back	9	A	-3		6		\$0	9	8	7.7	11 8 8
STACK	GEORGE	Front	5	C	EVEN			5	\$0	5	4	4.9	5 4 5
STRANDBERG	ROBERT	Back	8	A	+1		9		\$10	8	7	7.6	8 7 9
STRATTON	RICHARD	Back	7	B	-3		4		\$0	7	6	5.6	8 6 6
SULLIVAN	BILL	Back	12	A		D Back \$20			\$0	12	11	10.2	12 10 13
SULLIVAN	DANIEL	Back	7	A	EVEN		7		\$0	7	6	6.9	8 8 7
SWANSON	CARL								\$0				
TALBOT	WALTER	Front	2	D	+1			3	\$0	2	1	1.7	2 1 3
TAMMARO	FRANK	Back	5	C	-1		5		\$0	6	5	4.6	5 5 5
TAYLOR	JAMES	Back	10	A	EVEN		10		\$0	10	9	8.9	12 12 10
TRICCA	CARL		5	C					\$0	5	4	4.3	4 6 4
TRUITT	DON	Front	7	B	+2			9	\$10	7	6	5.9	5 8 9
TSAKOS	NICK	Back	6	B	-6		2		\$0	8	7	5.5	7 7 7
WALDEN	GEORGE	Front	5	C	+3			7	\$10	4	3	3.6	4 5 7
WALL	FRANK	Back	7	B	EVEN		7		\$0	7	6	5.2	6 8 7
WALSH	TOM	Front	6	A	-1			6	\$0	7	6	6.6	6 6 6
WARD	CHARLES	Front	5	C	-1			4	\$0	5	4	4.9	6 4 4
WEINER	LAWRENCE	Front	3	D	+4			6	\$20	2	1	0.5	1 3 6
WILLIAMS	BOB	Back					6		\$0				6 6
WITT	FRANK	Back	2	D	-2		0		\$0	2	1	0.5	1 3 1
YOUNG	COLIN	Front							\$0				8
									\$0				
									\$0				
									\$0				

ROUND 2		SCHEDULED ON		NEW MEMBERS	
PLAYED FRONT NINE	75	FRONT NINE	83	TOTAL MEMBERS	25
PLAYED BACK NINE	78	BACK NINE	79		181
TOTAL PLAYERS	153	UNSCHEDULED	19	RAINOUT or OPEN DATE	0

WHITE TEE MEMBERS	52
GOLD TEE MEMBERS	129

AVERAGE QUOTA	6.1
APS OVERALL	5.0

\*NEW QUOTA = AVG(HGHST of LAST 3 SCRS + AVG PNT SCR)  
 \*FEWER THAN THREE SCORES - NO QUOTA  
 \*\*WINNINGS CAPPED AFTER MEMBER WINS \$155 OR MORE  
 \*\*\*MINIMUM POINT SCORE = OLD QUOTA MINUS 1  
 \*\*\*\*AVG PNT SCR - CUMULATIVE SINCE SEASON START  
 LAST SEASON'S VALUE UNTIL 4 ROUNDS ARE PLAYED

DQ = DISQUALIFIED	NEW QUOTA	ASSIGNED FLIGHT	WINNERS TO DATE	38	GOLF PRIZES TO DATE	40
-------------------	-----------	-----------------	-----------------	----	---------------------	----

TEE CHOSEN FOR SEASON	WHITE				MUST PLAY FROM WHITE TEES					YOU MUST PLAY YOUR TEE EVEN IF OTHERS IN GROUP PLAY OTHER TEE
	GOLD				MUST PLAY FROM GOLD TEES					

DQ1 Wrong Nine || DQ2 Wrong Tee || DQ3 Wrong Scorecard Side || DQ4 No Full Last Names || DQ5 No Date or Signature || DQ6 Other

## IF OTHERS ARE WAITING

## AND NO POINTS ARE

## POSSIBLE, PLEASE PICK UP



ROUND 2 WINNERS		
★ ★ ★ ★ ★  ★ ★ ★ ★ ★ <u>FLIGHT A</u> 39 MEMBERS  ★ ★ ★ ★ ★	FRONT NINE	BACK NINE
	14 MEMBERS PLAYED +5 WON \$40 +1 WON \$10 MATT LASCOLA \$40 ROBERT STRANDBERG \$10	21 MEMBERS PLAYED +5 WON \$40 +4 WON \$10 GREGORY HOYT \$10 FRANK QUIMBY \$40
★ ★ ★ ★ ★  ★ ★ ★ ★ ★ <u>FLIGHT B</u> 39 MEMBERS  ★ ★ ★ ★ ★	13 MEMBERS PLAYED +2 WON \$40 +1 WON \$10 RICHARD BATTLES \$40 CHARLES LOCKE \$10	21 MEMBERS PLAYED +4 WON \$40 +3 WON \$10 TIM GREEN \$10 HARRIE HOBBY \$40 RON O'KEEFE \$10
★ ★ ★ ★ ★  ★ ★ ★ ★ ★ <u>FLIGHT C</u> 40 MEMBERS  ★ ★ ★ ★ ★	17 MEMBERS PLAYED +1 WON \$40 EVEN WON \$10 GUS CIULLA \$10 TONY COCCHIARO \$40	16 MEMBERS PLAYED +5 WON \$20 ARTHUR BOTELHO \$20 BILL GRANNAN \$20
★ ★ ★ ★ ★  ★ ★ ★ ★ ★ <u>FLIGHT D</u> 38 MEMBERS  ★ ★ ★ ★ ★	17 MEMBERS PLAYED +3 WON \$40 +1 WON \$10 ARMAND DEVOE \$10 JOHN GRANEY \$10 JAN LANKOWSKI \$10 PHIL LOGSDON \$40	13 MEMBERS PLAYED +4 WON \$20 BILL BERRY \$20 LAWRENCE WEINER \$20
★ ★ ★ ★ ★	MAY 14, 2025	39th SEASON
	162 OUT OF 181 MEMBERS PLAYED >=50% OF ROUNDS	
★ ★ ★ ★ ★	24% (38) OF MEMBERS WON 40 GOLF PRIZES	



**IF OTHERS ARE WAITING**  
**AND NO POINTS ARE**  
**POSSIBLE, PLEASE PICK UP**



**LEAGUE STATISTICS**  
**AFTER 2 ROUNDS OF PLAY**

**TABLE 1**  
**2025 SEASON - RESULTS AFTER 2 ROUNDS OF PLAY**

	Number of Players		Percent		\$	\$	\$ Won	\$ Won		Over	Percent
	Members (New)	Average	Winners	Winners	Allocated	Won	per	per	Max	"Limit"	Attendance
							Member	Winner	\$ Won		
Flight A	39 (0)	34	10	26%	\$228	\$220	\$6	\$22	\$40	0	87%
Flight B	39 (0)	33	10	26%	\$228	\$220	\$6	\$22	\$40	0	83%
Flight C	40 (0)	32	9	23%	\$228	\$210	\$5	\$23	\$40	0	80%
Flight D	38 (0)	30	9	24%	\$228	\$180	\$5	\$20	\$80	0	78%
Total	156 (0)	128	38	24%	\$912	\$830	\$5	\$22	\$80	0	81%

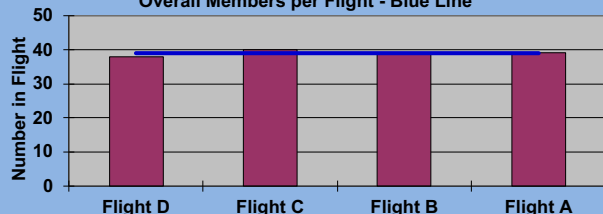
**TABLE 2**

**AVERAGE POINTS SCORED OVER QUOTA**  
Running Average      Round 2  
-0.31                      -0.11

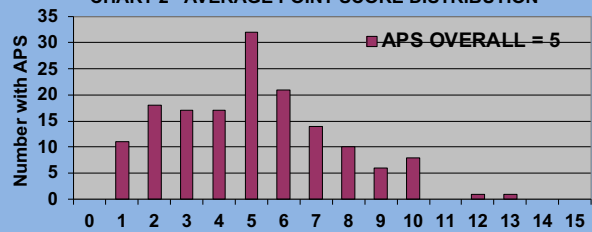
**TABLE 3**

**AVERAGE QUOTA**  
Before Play              After Play  
6.03                      6.15

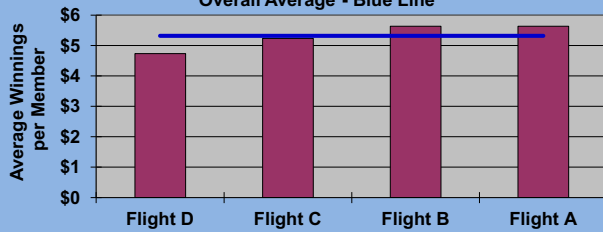
**CHART 1 - NUMBERS IN FLIGHTS**  
Overall Members per Flight - Blue Line



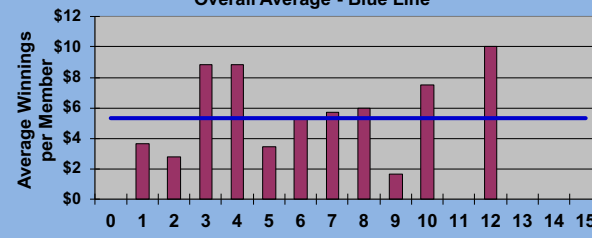
**CHART 2 - AVERAGE POINT SCORE DISTRIBUTION**



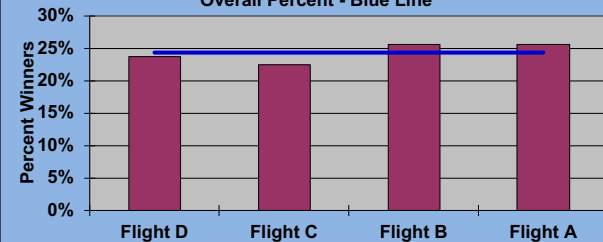
**CHART 3 - WINNINGS BY FLIGHT**  
Overall Average - Blue Line



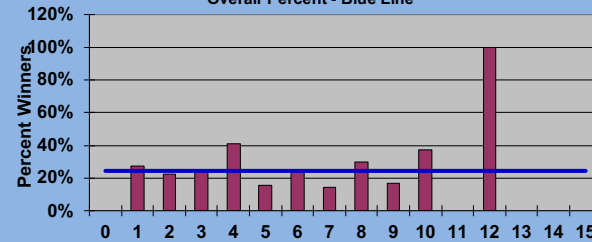
**CHART 4 - WINNINGS BY AVERAGE POINT SCORE**  
Overall Average - Blue Line



**CHART 5 - PERCENT WINNERS BY FLIGHT**  
Overall Percent - Blue Line



**CHART 6 - PERCENT WINNERS BY AVERAGE POINT SCORE**  
Overall Percent - Blue Line





IF OTHERS ARE WAITING

AND NO POINTS ARE

POSSIBLE, PLEASE PICK UP



## GOLD AND WHITE TEES COMPARISON AFTER 2 ROUNDS OF PLAY

TABLE 4  
2025 SEASON - RESULTS AFTER 2 ROUNDS OF PLAY

	Number of Members Who Play From		\$ Won			\$ Won per Member		Number of Winners		Percent Winners		Max \$ Won	
	Gold Tees	White Tees	Gold Tees	White Tees		Gold Tees	White Tees	Gold Tees	White Tees	Gold Tees	White Tees	Gold Tees	White Tees
Flight A	26	13	\$150	\$70		\$6	\$5	6	4	23%	31%	\$40	\$40
Flight B	29	10	\$150	\$70		\$5	\$7	6	4	21%	40%	\$40	\$40
Flight C	31	9	\$140	\$70		\$5	\$8	6	3	19%	33%	\$40	\$40
Flight D	34	4	\$180	\$0		\$5	\$0	9	0	26%	0%	\$80	\$0
Total	120	36	\$620	\$210		\$5	\$6	27	11	23%	31%	\$80	\$40

TABLE 5

AVERAGE POINTS SCORED OVER QUOTA	
Gold Tees	White Tees
-0.22	0.23

TABLE 6

AVERAGE QUOTA	
Gold Tees	White Tees
5.87	7.08

CHART 7 - NUMBERS IN FLIGHTS  
Overall Members per Flight - Blue Line

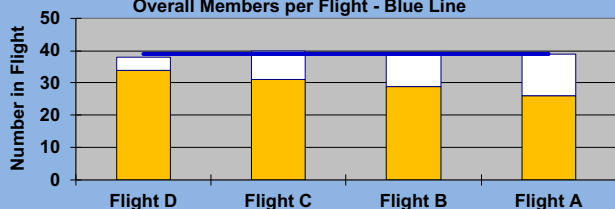


CHART 8 - AVERAGE POINT SCORE DISTRIBUTION  
Gold Tee and White Tee Members

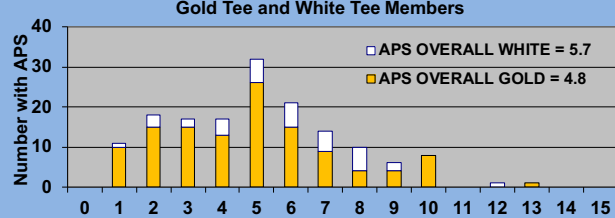


CHART 9 - WINNINGS BY FLIGHT  
Average Winnings - Blue (Overall), Gold and White Lines

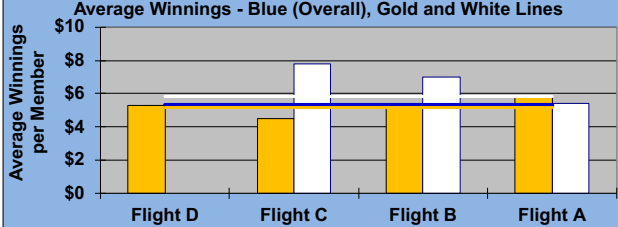


CHART 10 - WINNINGS BY AVERAGE POINT SCORE  
Average Winnings - Blue (Overall), Gold and White Lines

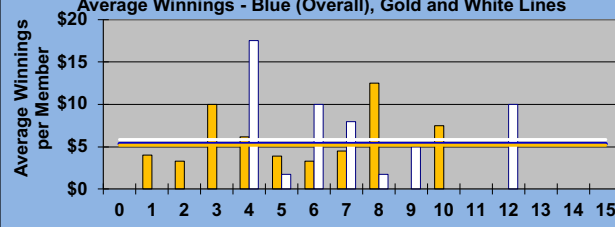


CHART 11 - PERCENT WINNERS BY FLIGHT  
Avg Prnt Winners- Blue (Overall), Gold and White Lines

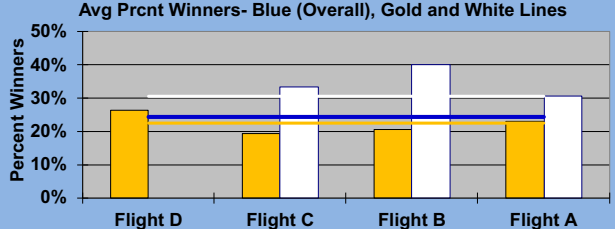
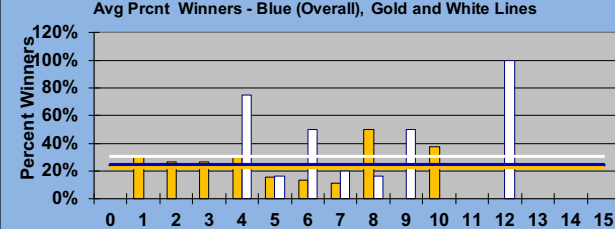


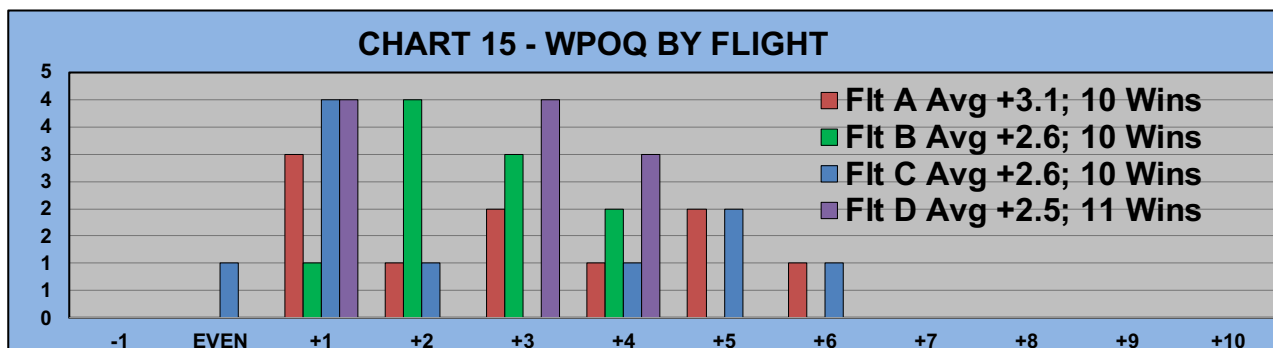
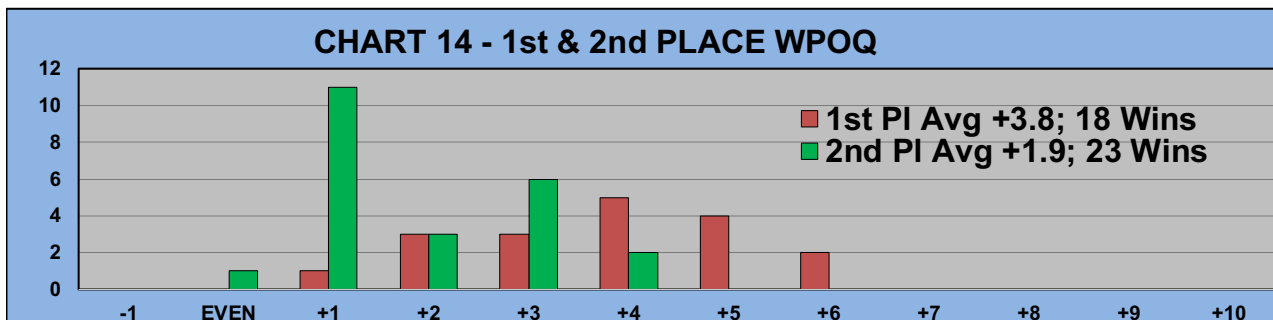
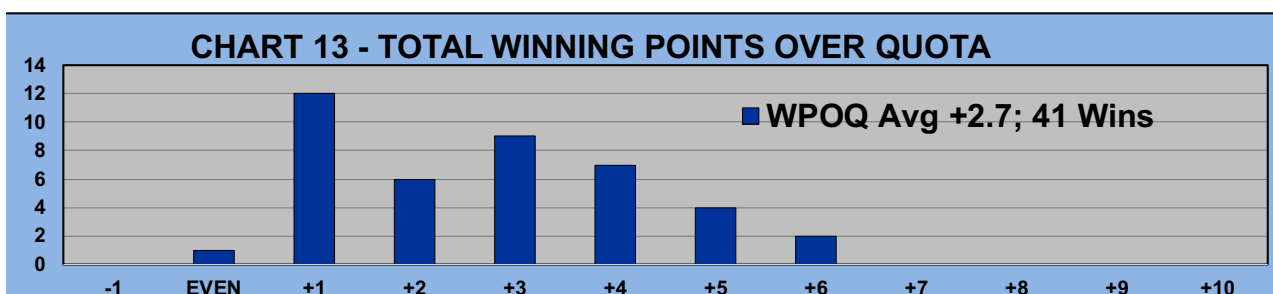
CHART 12 - PERCENT WINNERS BY AVERAGE POINT SCORE  
Avg Prnt Winners - Blue (Overall), Gold and White Lines



## WINNING POINTS OVER QUOTA (WPOQ)



### AFTER 2 ROUNDS OF PLAY







## WINNING POINTS OVER QUOTA (WPOQ)



AFTER 2 ROUNDS OF PLAY

